

Star in a Star

April Block of the Month – Beginner - 12 ½ inches

Cutting:

Purple: Four 3 7/8 inch squares, cut in half diagonally.

Green: One 3 ½ inch square, Four 2 3/8 inch squares cut in half diagonally

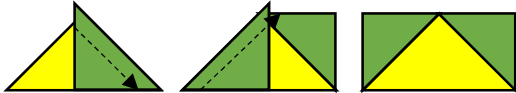
Yellow: Four 2 3/8 inch squares cut in half diagonally, one 4 1/4 inch squares cut in half both ways diagonally.

Background (white) – Four 3 ½ inch squares, one 7 ¼ inch square cut in half diagonally both ways.

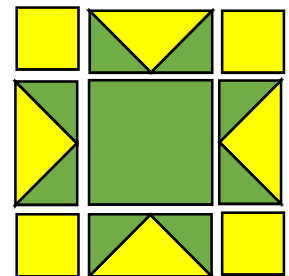
Sewing:

Sew center star by making four flying geese units from four yellow triangles cut from 4 ¼ inch square and eight 2 3/8 inch green triangles.

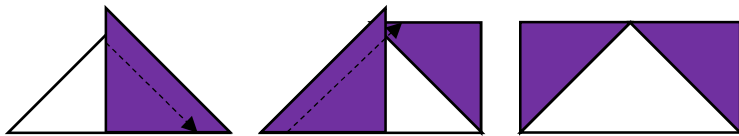
Sew a green triangle to each side of yellow triangle, matching points.



Sew a 6 ½ inch variable star block with green 3 ½ inch square and yellow 2 inch squares.



Make four flying geese units with large white triangles and purple triangles in the same way.



Arrange units as shown and sew together to complete block.

