

Linked Heart

February Block of the Month – Beginner - 12 ½ inches

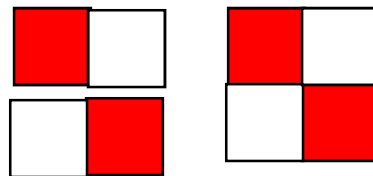
Cutting: Reds and Low Volume prints for background

Red – Three 3 ½ inch squares, One 3 ½ x 6 ½ inch rectangle

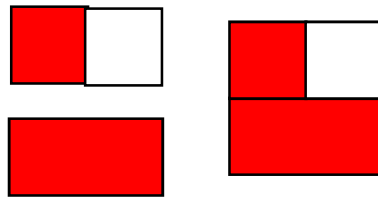
Background – Three 3 ½ inch squares, Two 6 ½ inch squares

Sewing:

Use two red 3 ½ inch squares and two background squares to make one four patch unit:

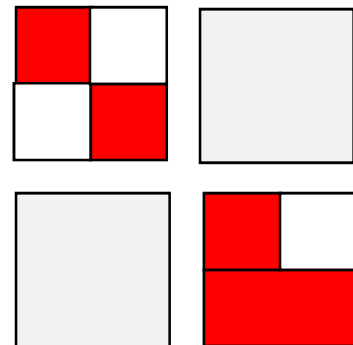


Sew remaining red and white 3 /12 inch squares together. Sew these to 3 ½ inch by 6 ½ red rectangle to make heart unit.



Sew a background square to the right side of the four patch, and a background square to the left of the heart (note angle of heart unit)

Sew together to make a 12 ½ inch block.



What is a Low Volume Print? Low volume fabrics can be described as basically subtle white, cream, neutral or pale colored print fabrics often with a delicate self-colored pattern or subtle design and they are selected to offset the much brighter palette of colors available in many fabric lines. Think of pale floral designs, faint spots or those white fabrics with text and these would be described as low volume – your eye sees them as soft colors even though they are not entirely plain. Low volume fabrics won't 'fight' with more colorful fabrics and will let those bright prints shine!

Coos Sand 'N Sea Quilt Guild 2018-2019

©2018 PamelaQuilts™ by Pamela Boatright