

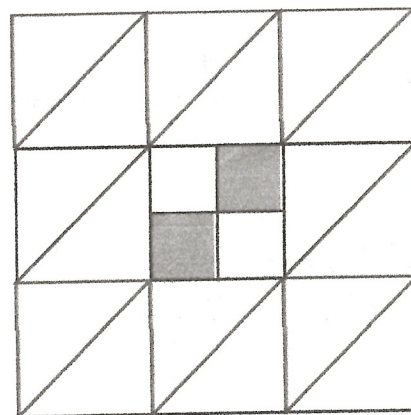
Block 4/25

Half a Modern

Grandma's Kitchen Challenge

Hosted by Pat Sloan At lovetomakequilts.com

I had two very different grandmas. A few things were similar, they were both working women with full time jobs. They also were not into domestic things like cooking, sewing, or any kinds of crafts. My Na-Na did not need the newest or most modern things. But Granny did. So I was thinking about their kitchens. This block reminds me of kitchen tile works and will make an amazing scrappy quilt! (See the end for a layout)



SQUARE Block to 12.5" x 12.5"
Finished in the quilt is Size 12"

So why 'Half a Modern'? Na-Na, who did not need modern things, did a half upgrade in her kitchen to 'Half a Modern' with a new fridge & stove. But no new cabinets or flooring. At the end of the kitchen was a really cool built-in cupboard. It had shelves all the way to the ceiling and the neatest things were stored in it. Granny on the other hand went with a modern kitchen from the start. Plus she got upgrades. Bigger Fridge and a dishwasher! I was fascinated by the dishwasher as it rolled out into the kitchen to be used. Her kitchen was packed with things. I'll bet she had the first microwave that came out, she loved modern things and gadgets.

My Grandma's Kitchen challenge runs - June 28, 2017 to Nov 22, 2017.
We will be making a quilt with 25 blocks... and Somewhere along this journey I'll give you a setting.
Enter your email to get the notice of each new block, and join my online group to can share with everyone!

Cutting & Sewing

Light Fabric

- Cut 4 squares 5" x 5" for HST

Medium Fabric

- Cut 4 squares 5" x 5" for HST

2 Different Center Fabrics

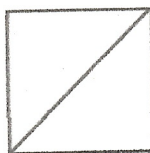
- Cut 2 squares 2.5" x 2.5"
- Cut 2 squares 2.5" x 2.5"

TIP

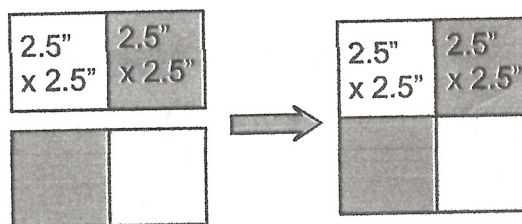
You may want to use multiple fabrics for your block. This is the total needed

Directions

- 1) Sew the 5" medium and light squares Using HST method on last page.
Make 8 units - trim to 4.5" square



- 2) Sew the 2.5" square alternating colors to Make a 4-patch for the center
Make 1 unit - Measures 4.5" x 4.5"



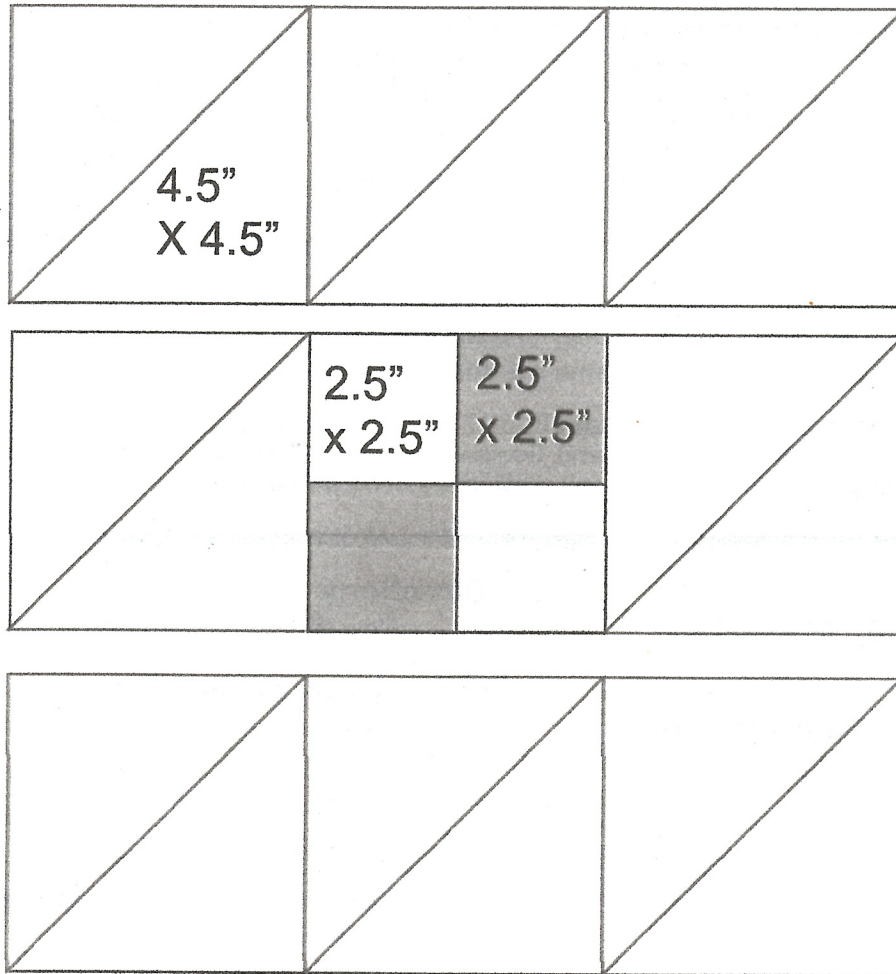
Pat Sloan
www.patsloan.com

Website PatSloan.com - Articles & Tutorials blog. PatSloan.com
Online Community [Facebook.com/PatSloanQuiltFun](https://www.facebook.com/PatSloanQuiltFun)

I Love to Make Quilts.com

A site for Passionate Quilters
Hosted by Pat Sloan

Unfinished Sizes



Square the Block to 12.5" x 12.5"

IN the Quilt it is finished size 12" x 12"

Pat Sloan

www.patsloan.com

Website PatSloan.com - Articles & Tutorials blog.PatSloan.com

Online Community [Facebook.com/PatSloanQuiltFun](https://www.facebook.com/PatSloanQuiltFun)